


THE WHITE POINTER SYSTEM

BIG DOG SECRETS TO WIN ON FOREX



WARNING

**if you have idea to share this
material you will be immediately
transformed in ugly frog
with an horrible french accent
(like mine).**



I will not advertise you twice.

**This system use 2 highly sophisticated indicators, i have this indicatore because a big dog give me one day when i just save her life.
This indicatore are**

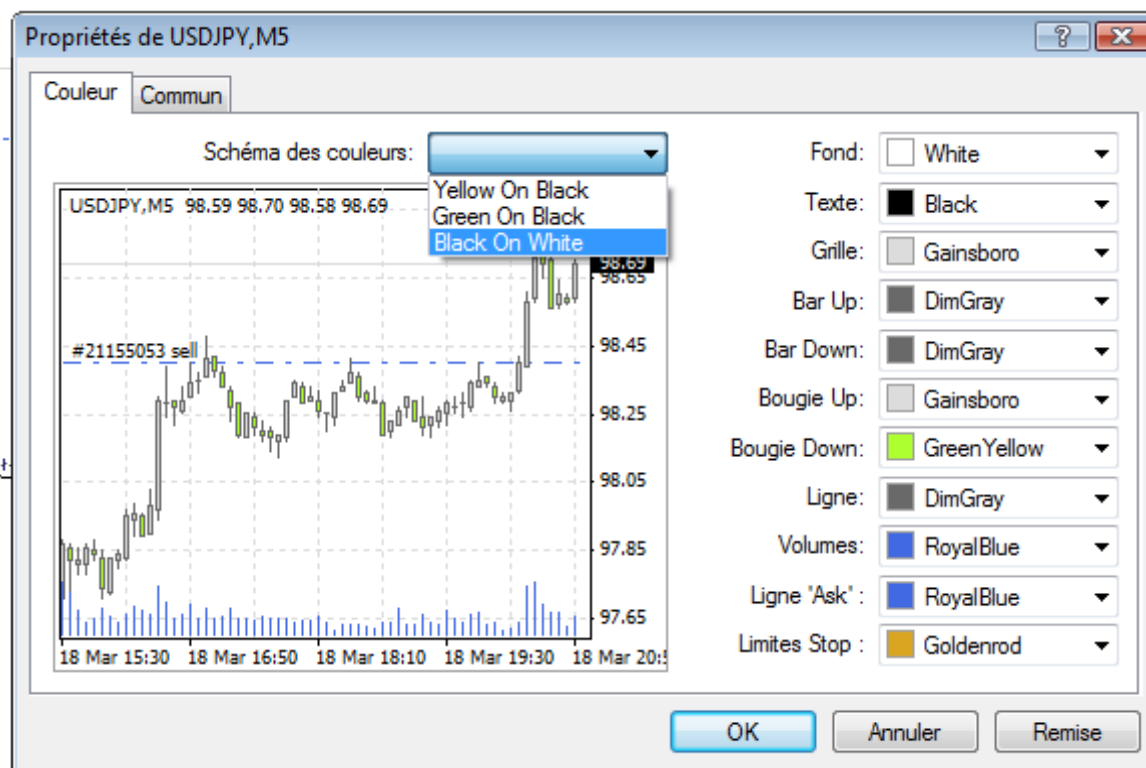
-1 The Cristal Ball signal

-2 The Marvelous Stop Line

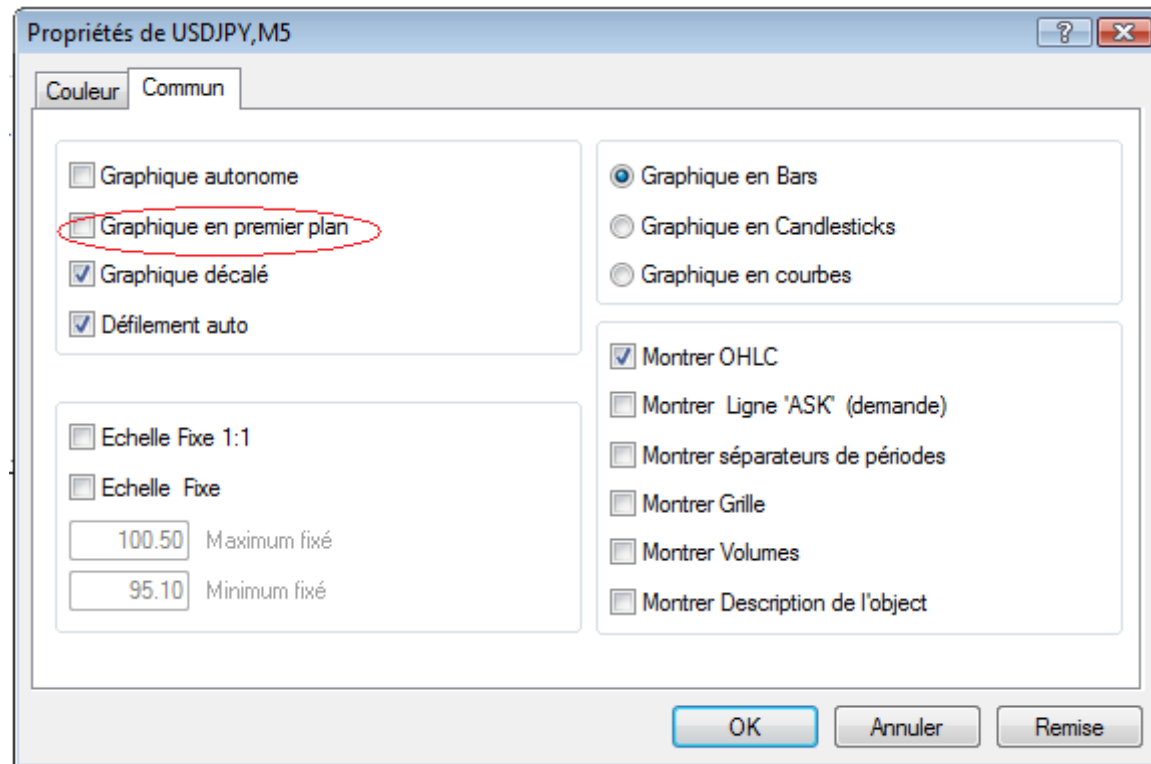
**This is 2 proprietary indicators with limited time if you want for the rest of your life send me a check i accept gold coins too
exceptionaly the price is 1330\$ for a limited time after it will go to 3440\$.**

How to plot indicators on chart??

Put the two indicators on indicators folder like you do usually but you should have this on propriety chart see picture A and B



pictureA



pictureB

Now open a day chart and plots the two indicators you should have the picture C this system work well in all time frame but best in day 4H and 1h but in 1h you should risk less.

EURUSD,Daily 1.5729 1.5832 1.5713 1.5793
175 minutes 14 seconds left to bar end

19:04



FXLite Trader 4, © 2001-2008 MetaQuotes Software Corp.

The system

simple you buy when bars are blue and you sell when bars are red the the marvelous stop line is to take profit sample in picture D

